


TV Module Descriptions






Applications

Applies to all the fields including base station, data center, transportation ,etc, used for monitoring each battery temperature and voltage .

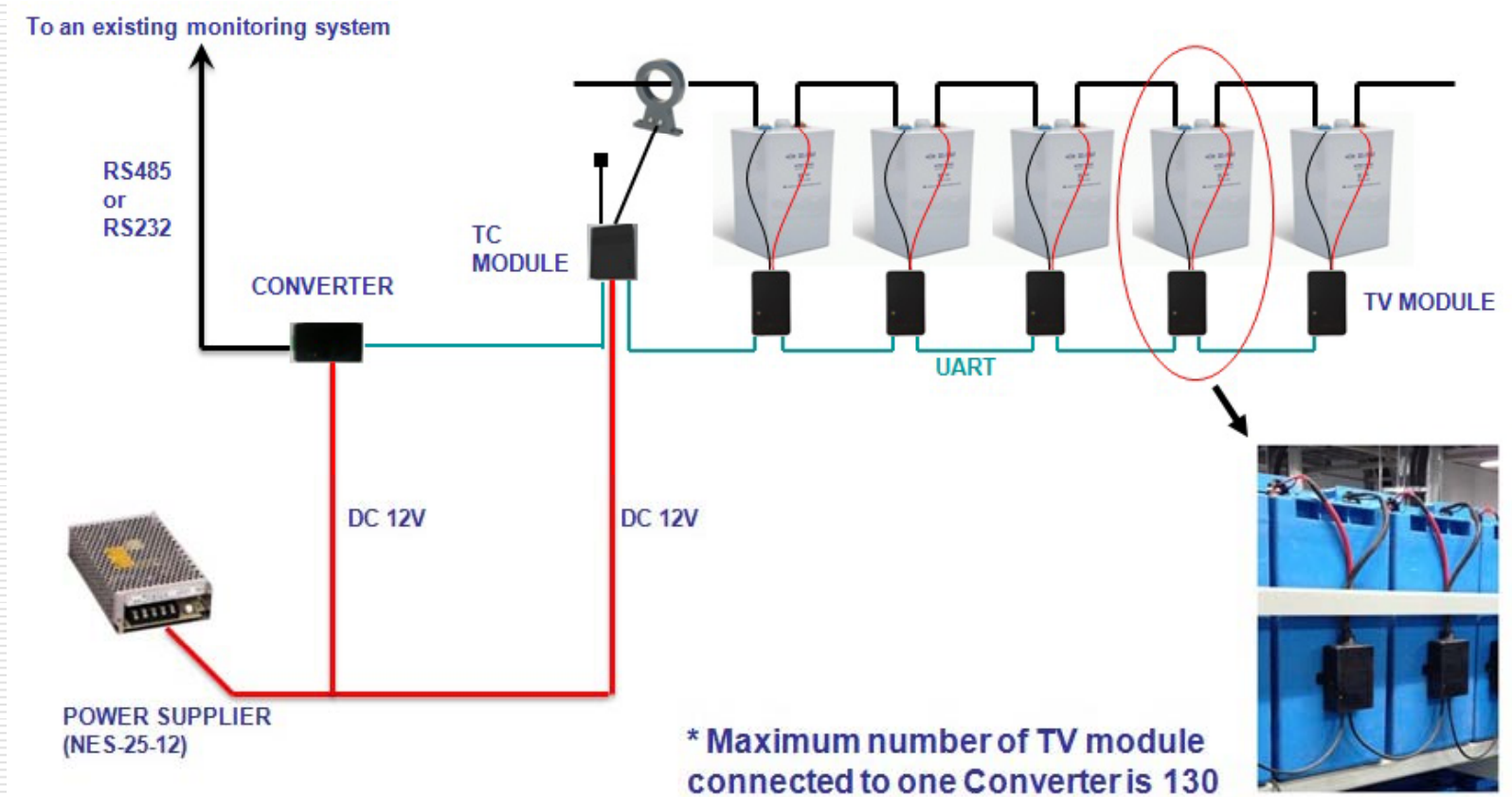


Data Center

Product Components

Appearance	Name	Description
	TV module	One module can monitor one battery's voltage and temperature
	TC Module	Monitoring one charge & discharge current and one ambient temperature, one module only for one string
	Converter	Converts UART bus to RS485 bus

Topology



Main Functions



Item	Functions
Monitoring items	Cell battery temperature, voltage, ambient temperature(Optional), charge & discharge current(Optional).
Operating parameter set	√
Communication port	RS485 or RS232
Communication protocol	MODBUS /RTU

Main Features



NO.	Features
1	Huasu technology single module products, one module monitoring one battery, easy for installation without special training .
2	Be able to block ripple interference from UPS.
3	Low consumption, absorb small current from the monitored battery
4	Monitoring voltage, resistance and battery temperature, accord with the standard ANSI/TIA - 942 and GB50174-2008.
5	Flexible configuration, support MODBUS, easy to access the third party monitoring system, low cost solution.

TV Module Interface



Test port (J1), connect to battery



UART communication port (COM1, COM2), for module looped

The green light is power light, and red light is communication light

TC Module Interface



Test port (J1), connect to current transformer and temperature sensor



Power input port (VIN), DC8-13 V

UART communication port(COM1,COM2), for module looped

The green light is power light, and red light is communication light

Converter Interface







RS485 port , connect to CM module or computer



UART communication port(COM1,COM2),
for module looping

The green light is power light, and red light is
communication light

Accessories

Picture	Name	Description
	TV module test cable	Connecting the battery to TV module, including voltage cable, temperature cable and temperature probe
	Current transformer	500A optional, measure the battery charging and discharging current
	TC test cable	Connects CT and temperature sensor to TC module
	TV module communication cable	Loops TV module

Communication Interface



TV module can be accessed by an existing monitoring system via the Converter

Item	Descriptions
Device name	Converter
Port number	1
Communication mode	RS485 or RS232
Data format	1 start bit, 8 data bits, 1 stop bit, non parity
Communication baud rate	9600BPS(Default)
Communication protocol	MODBUS /RTU

Installations



Pasted on battery cases directly

CM module could be installed in a 19 inch cabinet, TC module and converter could be installed on the battery shelf.

Order Reference



Order P/N	Module Name	Descriptions
H3G-TV-02	2V TV Module	For 2V battery
H3G-TV-06	6V TV Module	For 6V battery
H3G-TV-12	12V TV Module	For 12V battery
CTB-485-A	Converter	RS485 output
CTB-232-A	Converter	RS232 output
TC-500-A	TC Module	For 500A CT

The End

HUASU
your best battery advisor

